

INDEXABLE DRILLS



Indexable drills

Product overview	C2
Chip breaker overview	C3-C4
Grade overview	C6-C7
Application fields of grades	C8
System code – drilling bodies	C9
Drilling bodies	C10-C31
ISO code – inserts	C32
Inserts	C33-C35
Recommended cutting data	C36-C37
Special tools	C214



A

Turning

B

Milling

C

Drilling

D

Technical
Information

E

Index

A

Turning

Indexable insert drill



ZD03	ZTD02	ZTD03	ZTD04	ZTD05	
16-58	13-50	13-73	13-59.5	17-50	Diameter
C30	C22	C24	C26	C28	Page

B

Milling



ZSD02	ZSD03	ZSD04	ZSD05	
12-63	12-63	12-63	12-63	Diameter
C10	C13	C16	C19	Page

C

Drilling

Drilling inserts



SPGT-EM	SPGT-PM	SPMX-EM	SPMX-LM	SPMX-XM	WCMX-53	WCMX-D	WCMX-PG	
05 06 07 09 11 14	05 06 07 09 11 14	04 05 06 07 09 11 14	04 05 06 07 09 11 14	04 05 06 07 09 11 14	03 04 05 06 08	06 08	03 04 05 06 08	Edge length
C34	C34	C33	C33	C33	C35	C35	C35	Page

D

Technical Information

E

Index

Drilling

XM P M



Single-sided chip breaker for medium machining operations. All-round geometry with excellent chip control for steel and cast iron.

LM P M



Single-sided chip breaker for medium machining operations. All-round geometry with excellent chip control for soft steel.

PM P M K



For machining of steel, stainless steel and cast iron.

EM P M S



For machining of steel, stainless steel and heat-resistant alloys.

PG P K



For machining of steel and cast iron.

D P M K



For machining of steel, stainless steel and cast iron.

A

Turning

B

Milling

C

Drilling

D

Technical Information

E

Index

A

Drilling

53

P

M

K

N



Turning

For machining of steel, stainless steel, cast iron and non-ferrous metals.

B

Milling

C

Drilling

D

Technical
Information

E

Index

Notes

Dotted lines for notes

A

Turning

B

Milling

C

Drilling



D

Technical
Information






E

Index

Coated cemented carbide CVD

Grade	ISO	Micro structure	Grade description
YB6338	P20 - P40 K20 - K40		CVD coated P20–P40/K20–K40 carbide substrate for operation with higher cutting speed and feed rate in steel and cast iron.
YBD252	K20 - K35		CVD coated K20–K35 carbide substrate. Optimized for medium to roughing operation of cast iron and Steel. Good wear resistance and toughness at higher cutting speed.

Coated cemented carbide PVD

Grade	ISO	Micro structure	Grade description
YBG105	S05 - S20		PVD multilayer coated S05–S20 carbide substrate for finishing to medium application of super alloy material but also stainless steel. Good wear resistance and thermal stability in a wide application field.
YBG202	P10 - P30 M10 - M25		PVD coated M10–M25/P10–P30 carbide substrate for finishing to medium application of stainless steel and steel (milling). Good wear resistance in a wide application field.
YBS203	S15 - S25		For processing heat-resistant materials. A special carbon substrate and the latest PVD coating technology enable a very good wear behaviour, high fracture toughness and high thermal stability.
YBG205	P10 - P30 M20 - M40 S15-S25		PVD multilayer coated P10–P30/M20–M40/S15–S25 carbide substrate for finishing to medium machining of stainless steel, super alloys and steel (milling). Excellent wear resistance and thermal stability in a wide range of applications.
YB9320	P10 - P30 M10 - M25		PVD multilayer coated P10–P30/M10–M25 carbide substrate for finishing to medium machining of stainless steel, super alloys and steel (grooving/milling). Optimised coating stability for higher wear resistance and thermal stability in a wide range of applic

A

Turning

B

Milling

C

Drilling

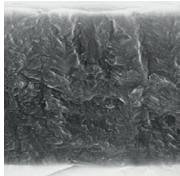
D

Technical
Information


E

Index

Coated cemented carbide PVD

Grade	ISO	Micro structure	Grade description
YBG212	P25 - P35 M25-M40		PVD coated M25-M40/P25-P35 carbide substrate for steel and stainless steel. Especially for inner insert at drilling operation.

Uncoated cemented carbide

Grade	ISO	Micro structure	Grade description
YD201	K10 - K30 N10 - N30		Uncoated N10-N30/K10-K30 carbide substrate for medium application in aluminum and other material.

A

Turning

B

Milling

C

Drilling

DTechnical
Information**E**

Index

Application fields of grades – indexable drills

	ISO	HC ¹ (CVD)	HC ¹ (PVD)	HT	HW	PCBN & PCD
A Turning	P01					
	P10					
	P20	YBD252	YBG202			
	P30	YB6338	YBG205			
	P40		YBG212			
B Milling	M01					
	M10		YBG202			
	M20		YB9320			
	M30		YBG205			
	M40		YBS203			
C Drilling	K01					
	K10	YBD252	YBG202			
	K20	YB6338	YBG205			
	K30					
	K40		YBG212			
D Technical Information	N01					
	N10					
	N20				YD201	
	N30					
E Index	S01		YBG202			
	S10		YB9320			
	S20		YBG205			
	S30		YBS203			
	H01					
	H10					
	H20					
	H30					

P	Steel
M	Stainless steel
K	Cast iron

N	Non-ferrous alloys
S	Heat-resistant alloys
H	Hardened materials

HC¹ Coated cemented carbide
 HT Uncoated cermet
 HW Uncoated cemented carbide

ZSD – 03 300 – XP – 32 S P 09 – 02

1 2 3 4 5 6 7 8 9

Type	
Code	Description
ZSD	Indexable drill (SPMX*)
ZTD	Indexable drill (SPGT*)
ZD	Indexable drill (WCMX*)

1

L/D relation	
Code	Description
02	2xD
03	3xD
04	4xD
05	5xD

2

Diameter [mm]	
Code	Description
130	13
...	



3

Shank type	
Code	Description
XP	Weldon shank

4

Coupling size [mm]



5

Insert shape	
W	
S	

6

Clearance angle	
Code	Description
C	7°
P	11°

7

Cutting edge length [mm]		
Code	Insert shape	
	 W	 S
03	3,8	
04	4,3	
05	5,4	5
06	6,5	6
08	8,7	7,94
09		9,8
11		11,5
12		12,7
14		14,3

8

Number of teeth

9

A

Turning

B

Milling

C

Drilling

D

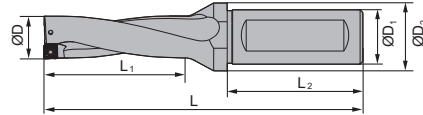
Technical Information

E

Index

Indexable drills series

ZSD02



Article	*	Stock	Dimensions [mm]							kg	Inserts
			ØD	ØD1	ØD2	L1	L2	L			
ZSD02-120-XP20-SP04-02	*	•	12	20	25	27	50	94	0.162	SPMX040204**	
ZSD02-125-XP20-SP04-02	*	•	12.5	20	25	28	50	95	0.164	SPMX040204**	
ZSD02-130-XP20-SP04-02	*	•	13	20	25	29	50	96	0.167	SPMX040204**	
ZSD02-135-XP20-SP04-02	*	•	13.5	20	25	30	50	97	0.169	SPMX040204**	
ZSD02-140-XP20-SP04-02	*	•	14	20	25	31	50	98	0.172	SPMX040204**	
ZSD02-145-XP20-SP04-02	*	•	14.5	20	25	32	50	99	0.176	SPMX040204**	
ZSD02-150-XP20-SP05-02	*	•	15	20	25	33	50	100	0.179	SPMX050204**	
ZSD02-155-XP20-SP05-02	*	•	15.5	20	25	34	50	101	0.185	SPMX050204**	
ZSD02-160-XP20-SP05-02	*	•	16	20	25	35	50	102	0.189	SPMX050204**	
ZSD02-165-XP20-SP05-02	*	•	16.5	20	25	36	50	103	0.193	SPMX050204**	
ZSD02-170-XP20-SP05-02	*	•	17	20	25	37	50	104	0.201	SPMX050204**	
ZSD02-175-XP20-SP05-02	*	•	17.5	20	25	38	50	105	0.207	SPMX050204**	
ZSD02-180-XP25-SP06-02	*	•	18	25	32	39	56	113	0.304	SPMX060204**	
ZSD02-185-XP25-SP06-02	*	•	18.5	25	32	40	56	114	0.308	SPMX060204**	
ZSD02-190-XP25-SP06-02	*	•	19	25	32	41	56	115	0.313	SPMX060204**	
ZSD02-195-XP25-SP06-02	*	•	19.5	25	32	42	56	116	0.317	SPMX060204**	
ZSD02-200-XP25-SP06-02	*	•	20	25	32	43	56	117	0.323	SPMX060204**	
ZSD02-205-XP25-SP06-02	*	•	20.5	25	32	44	56	118	0.327	SPMX060204**	
ZSD02-210-XP25-SP06-02	*	•	21	25	32	45	56	119	0.33	SPMX060204**	
ZSD02-215-XP25-SP06-02	*	•	21.5	25	32	46	56	120	0.341	SPMX060204**	
ZSD02-220-XP25-SP06-02	*	•	22	25	32	47	56	121	0.346	SPMX060204**	
ZSD02-225-XP25-SP07-02	*	•	22.5	25	32	48	56	122	0.34	SPMX07T308**	
ZSD02-230-XP25-SP07-02	*	•	23	25	32	49	56	123	0.348	SPMX07T308**	
ZSD02-235-XP25-SP07-02	*	•	23.5	25	32	50	56	124	0.353	SPMX07T308**	
ZSD02-240-XP25-SP07-02	*	•	24	25	32	51	56	125	0.36	SPMX07T308**	
ZSD02-245-XP25-SP07-02	*	•	24.5	25	32	52	56	126	0.367	SPMX07T308**	
ZSD02-250-XP25-SP07-02	*	•	25	25	32	53	56	127	0.373	SPMX07T308**	
ZSD02-255-XP25-SP07-02	*	•	25.5	25	32	54	56	128	0.382	SPMX07T308**	
ZSD02-260-XP25-SP07-02	*	•	26	25	32	55	56	129	0.391	SPMX07T308**	
ZSD02-265-XP25-SP07-02	*	○	26.5	25	32	56	56	130	0.4	SPMX07T308**	
ZSD02-270-XP25-SP07-02	*	•	27	25	32	57	56	131	0.409	SPMX07T308**	
ZSD02-275-XP25-SP07-02	*	•	27.5	25	32	58	56	132	0.418	SPMX07T308**	
ZSD02-280-XP32-SP09-02	*	•	28	32	37	59	60	139	0.599	SPMX090408**	

• Ex stock ○ On demand



* Internal cooling

System code > C9

Grade selection > C8



Technical info > C201

Cutting data > C36

Article	*	Stock	Dimensions [mm]							Inserts 
			ØD	ØD1	ØD2	L1	L2	L		
ZSD02-290-XP32-SP09-02	*	●	29	32	37	60	60	141	0.619	SPMX090408**
ZSD02-300-XP32-SP09-02	*	●	30	32	37	61	60	143	0.64	SPMX090408**
ZSD02-310-XP32-SP09-02	*	●	31	32	37	65	60	145	0.663	SPMX090408**
ZSD02-320-XP32-SP09-02	*	●	32	32	37	67	60	147	0.687	SPMX090408**
ZSD02-330-XP32-SP09-02	*	●	33	32	37	69	60	149	0.713	SPMX090408**
ZSD02-340-XP40-SP11-02	*	●	34	40	47	71	70	166	1.101	SPMX110408**
ZSD02-350-XP40-SP11-02	*	●	35	40	47	73	70	168	1.136	SPMX110408**
ZSD02-360-XP40-SP11-02	*	●	36	40	47	75	70	170	1.166	SPMX110408**
ZSD02-370-XP40-SP11-02	*	●	37	40	47	77	70	172	1.202	SPMX110408**
ZSD02-380-XP40-SP11-02	*	●	38	40	47	79	70	174	1.235	SPMX110408**
ZSD02-390-XP40-SP11-02	*	●	39	40	47	81	70	176	1.271	SPMX110408**
ZSD02-400-XP40-SP11-02	*	●	40	40	47	83	70	178	1.311	SPMX110408**
ZSD02-410-XP40-SP11-02	*	●	41	40	47	85	70	180	1.347	SPMX110408**
ZSD02-420-XP40-SP11-02	*	○	42	40	52	87	70	189	1.491	SPMX140512**
ZSD02-430-XP40-SP14-02	*	○	43	40	52	89	70	191	1.496	SPMX140512**
ZSD02-440-XP40-SP14-02	*	○	44	40	52	91	70	193	1.499	SPMX140512**
ZSD02-450-XP40-SP14-02	*	○	45	40	52	93	70	195	1.535	SPMX140512**
ZSD02-460-XP40-SP14-02	*	○	46	40	52	95	70	197	1.562	SPMX140512**
ZSD02-470-XP40-SP14-02	*	○	47	40	52	97	70	199	1.644	SPMX140512**
ZSD02-480-XP40-SP14-02	*	○	48	40	52	99	70	201	1.697	SPMX140512**
ZSD02-490-XP40-SP14-02	*	○	49	40	52	102	70	203	1.757	SPMX140512**
ZSD02-500-XP40-SP14-02	*	○	50	40	52	103	70	205	1.817	SPMX140512**
ZSD02-510-XP50-SP14-02	*	○	51	50	57	105	80	217	2.46	SPMX140512**
ZSD02-520-XP50-SP14-02	*	○	52	50	57	107	80	219	2.527	SPMX140512**
ZSD02-530-XP50-SP14-02	*	○	53	50	57	109	80	221	2.594	SPMX140512**
ZSD02-540-XP50-SP09-04	*	○	54	50	57	111	80	223	2.612	SPMX090408**
ZSD02-550-XP50-SP09-04	*	○	55	50	57	113	80	225	2.673	SPMX090408**
ZSD02-560-XP50-SP09-04	*	○	56	50	57	115	80	227	2.747	SPMX090408**
ZSD02-570-XP50-SP09-04	*	○	57	50	57	117	80	229	2.816	SPMX090408**
ZSD02-580-XP50-SP09-04	*	○	58	50	57	119	80	231	2.889	SPMX090408**
ZSD02-590-XP50-SP09-04	*	○	59	50	57	121	80	233	2.967	SPMX090408**
ZSD02-600-XP50-SP09-04	*	○	60	50	57	123	80	235	3.115	SPMX090408**
ZSD02-610-XP50-SP09-04	*	○	61	50	57	125	80	237	3.195	SPMX090408**
ZSD02-620-XP50-SP09-04	*	○	62	50	57	127	80	239	3.285	SPMX090408**
ZSD02-630-XP50-SP09-04	*	○	63	50	57	129	80	241	3.368	SPMX090408**

● Ex stock ○ On demand

* Internal cooling

Spare parts		SPMX040204**	SPMX050204**	SPMX060204**	SPMX07T308**	SPMX090408**	SPMX110408**	SPMX140512**
	Insert Screw	I60M1.8x4 (0.5Nm)	I60M2x4.3 (0.5Nm)	I60M2.2x5.5 (0.8Nm)	I60M2.5x6.5 (1.0Nm)	I60M3.5x8 (2.7Nm)	I60M4x10 (3.4Nm)	I60M5x13 (6.7Nm)
	Wrench	WT05IP	WT06IP	WT07IP	WT07IP	WT15IP	WT15IP	WT20IP

System code > C9

Grade selection > C8

Technical info > C201

Cutting data > C36



A

Turning

B

Milling

C

Drilling

D

Technical Information

E

Index

A

Turning

Insert



C33

B

Milling

C

Drilling

D

Technical
Information

E

Index

System code > C9

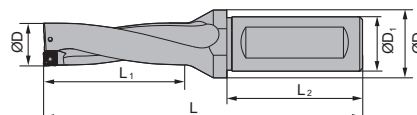
Grade selection > C8

Technical info > C201

Cutting data > C36

Indexable drills series

ZSD03



Article	*	Stock	Dimensions [mm]							kg	Inserts
			ØD	ØD1	ØD2	L1	L2	L			
ZSD03-120-XP20-SP04-02	*	●	12	20	25	39	50	105	0.165	SPMX040204**	
ZSD03-125-XP20-SP04-02	*	●	12.5	20	25	41	50	107	0.169	SPMX040204**	
ZSD03-130-XP20-SP04-02	*	●	13	20	25	42	50	108	0.171	SPMX040204**	
ZSD03-135-XP20-SP04-02	*	●	13.5	20	25	44	50	110	0.175	SPMX040204**	
ZSD03-140-XP20-SP04-02	*	●	14	20	25	45	50	111	0.178	SPMX040204**	
ZSD03-145-XP20-SP04-02	*	●	14.5	20	25	47	50	113	0.182	SPMX040204**	
ZSD03-150-XP20-SP05-02	*	●	15	20	25	48	50	114	0.189	SPMX050204**	
ZSD03-155-XP20-SP05-02	*	●	15.5	20	25	50	50	116	0.192	SPMX050204**	
ZSD03-160-XP20-SP05-02	*	●	16	20	25	51	50	117	0.201	SPMX050204**	
ZSD03-165-XP20-SP05-02	*	●	16.5	20	25	53	50	119	0.203	SPMX050204**	
ZSD03-170-XP20-SP05-02	*	●	17	20	25	54	50	120	0.205	SPMX050204**	
ZSD03-175-XP20-SP05-02	*	●	17.5	20	25	56	50	122	0.206	SPMX050204**	
ZSD03-180-XP25-SP06-02	*	●	18	25	32	57	56	131	0.319	SPMX060204**	
ZSD03-185-XP25-SP06-02	*	●	18.5	25	32	59	56	133	0.326	SPMX060204**	
ZSD03-190-XP25-SP06-02	*	●	19	25	32	60	56	134	0.332	SPMX060204**	
ZSD03-195-XP25-SP06-02	*	●	19.5	25	32	62	56	136	0.339	SPMX060204**	
ZSD03-200-XP25-SP06-02	*	●	20	25	32	63	56	137	0.344	SPMX060204**	
ZSD03-205-XP25-SP06-02	*	●	20.5	25	32	65	56	139	0.352	SPMX060204**	
ZSD03-210-XP25-SP06-02	*	●	21	25	32	66	56	140	0.368	SPMX060204**	
ZSD03-215-XP25-SP06-02	*	●	21.5	25	32	68	56	142	0.37	SPMX060204**	
ZSD03-220-XP25-SP06-02	*	●	22	25	32	69	56	143	0.375	SPMX060204**	
ZSD03-225-XP25-SP07-02	*	●	22.5	25	32	71	56	145	0.397	SPMX07T308**	
ZSD03-230-XP25-SP07-02	*	●	23	25	32	72	56	147	0.383	SPMX07T308**	
ZSD03-235-XP25-SP07-02	*	●	23.5	25	32	74	56	149	0.395	SPMX07T308**	
ZSD03-240-XP25-SP07-02	*	●	24	25	32	75	56	150	0.406	SPMX07T308**	
ZSD03-245-XP25-SP07-02	*	●	24.5	25	32	77	56	152	0.423	SPMX07T308**	
ZSD03-250-XP25-SP07-02	*	●	25	25	32	78	56	153	0.431	SPMX07T308**	
ZSD03-255-XP25-SP07-02	*	●	25.5	25	32	80	56	155	0.44	SPMX07T308**	
ZSD03-260-XP25-SP07-02	*	●	26	25	32	81	56	156	0.453	SPMX07T308**	
ZSD03-265-XP25-SP07-02	*	●	26.5	25	32	83	56	158	0.467	SPMX07T308**	
ZSD03-270-XP25-SP07-02	*	●	27	25	32	84	56	160	0.504	SPMX07T308**	
ZSD03-275-XP25-SP07-02	*	●	27.5	25	32	86	56	162	0.682	SPMX07T308**	
ZSD03-280-XP32-SP09-02	*	●	28	32	37	87	60	169	0.707	SPMX090408**	

● Ex stock ○ On demand

* Internal cooling

System code > C9

Grade selection > C8

Technical info > C201

Cutting data > C36



Indexable drills Drilling bodies

A

Turning

B

Milling

C


Drilling

D

Technical Information

E



Index

Article	*	Stock	Dimensions [mm]							kg	Inserts 
			ØD	ØD1	ØD2	L1	L2	L			
ZSD03-290-XP32-SP09-02	*	•	29	32	37	90	60	172	0.739	SPMX090408**	
ZSD03-300-XP32-SP09-02	*	•	30	32	37	93	60	175	0.754	SPMX090408**	
ZSD03-310-XP32-SP09-02	*	•	31	32	37	96	60	178	0.771	SPMX090408**	
ZSD03-320-XP32-SP09-02	*	•	32	32	37	99	60	181	0.806	SPMX090408**	
ZSD03-330-XP32-SP09-02	*	•	33	32	37	102	60	184	0.847	SPMX090408**	
ZSD03-340-XP40-SP11-02	*	•	34	40	47	105	70	200	1.208	SPMX110408**	
ZSD03-350-XP40-SP11-02	*	•	35	40	47	108	70	203	1.248	SPMX110408**	
ZSD03-360-XP40-SP11-02	*	•	36	40	47	111	70	206	1.302	SPMX110408**	
ZSD03-370-XP40-SP11-02	*	•	37	40	47	114	70	209	1.341	SPMX110408**	
ZSD03-380-XP40-SP11-02	*	•	38	40	47	117	70	212	1.395	SPMX110408**	
ZSD03-390-XP40-SP11-02	*	•	39	40	47	120	70	215	1.447	SPMX110408**	
ZSD03-400-XP40-SP11-02	*	•	40	40	47	123	70	218	1.505	SPMX110408**	
ZSD03-410-XP40-SP11-02	*	•	41	40	47	126	70	221	1.549	SPMX110408**	
ZSD03-420-XP40-SP11-02	*	○	42	40	52	129	70	231	1.716	SPMX140512**	
ZSD03-430-XP40-SP14-02	*	•	43	40	52	132	70	234	1.656	SPMX140512**	
ZSD03-440-XP40-SP14-02	*	○	44	40	52	135	70	237	1.708	SPMX140512**	
ZSD03-450-XP40-SP14-02	*	○	45	40	52	138	70	240	1.776	SPMX140512**	
ZSD03-460-XP40-SP14-02	*	○	46	40	52	141	70	243	1.851	SPMX140512**	
ZSD03-470-XP40-SP14-02	*	○	47	40	52	144	70	245	1.924	SPMX140512**	
ZSD03-480-XP40-SP14-02	*	○	48	40	52	147	70	249	2.003	SPMX140512**	
ZSD03-490-XP40-SP14-02	*	○	49	40	52	150	70	252	2.094	SPMX140512**	
ZSD03-500-XP40-SP14-02	*	○	50	40	52	153	70	255	2.184	SPMX140512**	
ZSD03-510-XP50-SP14-02	*	○	51	50	57	156	80	268	2.882	SPMX140512**	
ZSD03-520-XP50-SP14-02	*	○	52	50	57	159	80	271	2.974	SPMX140512**	
ZSD03-530-XP50-SP14-02	*	○	53	50	57	162	80	274	3.071	SPMX140512**	
ZSD03-540-XP50-SP09-04	*	○	54	50	57	165	80	277	3.116	SPMX090408**	
ZSD03-550-XP50-SP09-04	*	○	55	50	57	168	80	280	3.208	SPMX090408**	
ZSD03-560-XP50-SP09-04	*	○	56	50	57	171	80	283	3.315	SPMX090408**	
ZSD03-570-XP50-SP09-04	*	○	57	50	57	174	80	286	3.499	SPMX090408**	
ZSD03-580-XP50-SP09-04	*	○	58	50	57	177	80	289	3.53	SPMX090408**	
ZSD03-590-XP50-SP09-04	*	○	59	50	57	180	80	292	3.649	SPMX090408**	
ZSD03-600-XP50-SP09-04	*	○	60	50	57	183	80	295	3.838	SPMX090408**	
ZSD03-610-XP50-SP09-04	*	○	61	50	57	186	80	298	3.961	SPMX090408**	
ZSD03-620-XP50-SP09-04	*	○	62	50	57	189	80	301	4.103	SPMX090408**	
ZSD03-630-XP50-SP09-04	*	○	63	50	57	192	80	304	4.238	SPMX090408**	

• Ex stock ○ On demand

* Internal cooling

Spare parts

Insert	SPMX040204**	SPMX050204**	SPMX060204**	SPMX07T308**	SPMX090408**	SPMX110408**	SPMX140512**
 Screw	I60M1.8x4 (0.5Nm)	I60M2x4.3 (0.5Nm)	I60M2.2x5.5 (0.8Nm)	I60M2.5x6.5 (1.0Nm)	I60M3.5x8 (2.7Nm)	I60M4x10 (3.4Nm)	I60M5x13 (6.7Nm)
 Wrench	WT05IP	WT06IP	WT07IP	WT07IP	WT15IP	WT15IP	WT20IP

System code > C9

Grade selection > C8

Technical info > C201

Cutting data > C36

Insert



C33

A

Turning

B

Milling

C

Drilling

D

Technical
Information

E

Index

System code > C9

Grade selection > C8

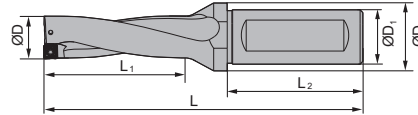
Technical info > C201

Cutting data > C36



Indexable drills series

ZSD04



Article	*	Stock	Dimensions [mm]							kg	Inserts
			ØD	ØD1	ØD2	L1	L2	L			
ZSD04-120-XP20-SP04-02	*	•	12	20	25	51	50	117	0.169	SPMX040204**	
ZSD04-125-XP20-SP04-02	*	•	12.5	20	25	53	50	119	0.173	SPMX040204**	
ZSD04-130-XP20-SP04-02	*	•	13	20	25	55	50	121	0.177	SPMX040204**	
ZSD04-135-XP20-SP04-02	*	•	13.5	20	25	57	50	123	0.181	SPMX040204**	
ZSD04-140-XP20-SP04-02	*	•	14	20	25	59	50	125	0.186	SPMX040204**	
ZSD04-145-XP20-SP04-02	*	•	14.5	20	25	61	50	127	0.191	SPMX040204**	
ZSD04-150-XP20-SP05-02	*	•	15	20	25	63	50	129	0.2	SPMX050204**	
ZSD04-155-XP20-SP05-02	*	•	15.5	20	25	65	50	131	0.203	SPMX050204**	
ZSD04-160-XP20-SP05-02	*	•	16	20	25	67	50	133	0.207	SPMX050204**	
ZSD04-165-XP20-SP05-02	*	•	16.5	20	25	69	50	135	0.214	SPMX050204**	
ZSD04-170-XP20-SP05-02	*	•	17	20	25	71	50	137	0.218	SPMX050204**	
ZSD04-175-XP20-SP05-02	*	•	17.5	20	25	73	50	139	0.222	SPMX050204**	
ZSD04-180-XP25-SP06-02	*	•	18	25	32	75	56	149	0.34	SPMX060204**	
ZSD04-185-XP25-SP06-02	*	•	18.5	25	32	77	56	151	0.341	SPMX060204**	
ZSD04-190-XP25-SP06-02	*	•	19	25	32	79	56	153	0.369	SPMX060204**	
ZSD04-195-XP25-SP06-02	*	•	19.5	25	32	81	56	155	0.382	SPMX060204**	
ZSD04-200-XP25-SP06-02	*	•	20	25	32	83	56	157	0.367	SPMX060204**	
ZSD04-205-XP25-SP06-02	*	•	20.5	25	32	85	56	159	0.37	SPMX060204**	
ZSD04-210-XP25-SP06-02	*	•	21	25	32	87	56	161	0.413	SPMX060204**	
ZSD04-215-XP25-SP06-02	*	•	21.5	25	32	89	56	163	0.426	SPMX060204**	
ZSD04-220-XP25-SP06-02	*	•	22	25	32	91	56	165	0.441	SPMX060204**	
ZSD04-225-XP25-SP07-02	*	•	22.5	25	32	93	56	167	0.407	SPMX07T308**	
ZSD04-230-XP25-SP07-02	*	•	23	25	32	95	56	170	0.421	SPMX07T308**	
ZSD04-235-XP25-SP07-02	*	•	23.5	25	32	97	56	172	0.483	SPMX07T308**	
ZSD04-240-XP25-SP07-02	*	•	24	25	32	99	56	174	0.502	SPMX07T308**	
ZSD04-245-XP25-SP07-02	*	•	24.5	25	32	101	56	176	0.517	SPMX07T308**	
ZSD04-250-XP25-SP07-02	*	•	25	25	32	103	56	178	0.52	SPMX07T308**	
ZSD04-255-XP25-SP07-02	*	•	25.5	25	32	105	56	181	0.5	SPMX07T308**	
ZSD04-260-XP25-SP07-02	*	•	26	25	32	107	56	182	0.512	SPMX07T308**	
ZSD04-265-XP25-SP07-02	*	•	26.5	25	32	109	56	184	0.52	SPMX07T308**	
ZSD04-270-XP25-SP07-02	*	•	27	25	32	111	56	187	0.617	SPMX07T308**	
ZSD04-275-XP25-SP07-02	*	•	27.5	25	32	113	56	190	0.642	SPMX07T308**	
ZSD04-280-XP32-SP09-02	*	○	28	32	37	115	60	199	0.748	SPMX090408**	

• Ex stock ○ On demand



* Internal cooling

System code > C9

Grade selection > C8



Technical info > C201

Cutting data > C36

Article	*	Stock	Dimensions [mm]							Inserts 
			ØD	ØD1	ØD2	L1	L2	L		
ZSD04-290-XP32-SP09-02	*	●	29	32	37	119	60	203	0.793	SPMX090408**
ZSD04-300-XP32-SP09-02	*	●	30	32	37	123	60	207	0.832	SPMX090408**
ZSD04-305-XP32-SP09-02	*	●	30.5	32	37	125	60	209	0.854	SPMX090408**
ZSD04-310-XP32-SP09-02	*	●	31	32	37	127	60	211	0.872	SPMX090408**
ZSD04-320-XP32-SP09-02	*	●	32	32	37	131	60	215	0.922	SPMX090408**
ZSD04-330-XP32-SP09-02	*	●	33	32	37	135	60	219	0.973	SPMX090408**
ZSD04-340-XP40-SP11-02	*	●	34	40	47	139	70	234	1.326	SPMX110408**
ZSD04-350-XP40-SP11-02	*	●	35	40	47	143	70	238	1.384	SPMX110408**
ZSD04-360-XP40-SP11-02	*	●	36	40	47	147	70	242	1.445	SPMX110408**
ZSD04-370-XP40-SP11-02	*	●	37	40	47	151	70	246	1.499	SPMX110408**
ZSD04-380-XP40-SP11-02	*	●	38	40	47	155	70	250	1.563	SPMX110408**
ZSD04-390-XP40-SP11-02	*	●	39	40	47	159	70	254	1.629	SPMX110408**
ZSD04-400-XP40-SP11-02	*	●	40	40	47	163	70	258	1.697	SPMX110408**
ZSD04-405-XP40-SP11-02	*	●	40.5	40	47	165	70	260	1.737	SPMX110408**
ZSD04-410-XP40-SP11-02	*	●	41	40	47	167	70	262	1.775	SPMX110408**
ZSD04-420-XP40-SP11-02	*	○	42	40	52	171	70	273	1.948	SPMX140512**
ZSD04-430-XP40-SP14-02	*	○	43	40	52	175	70	277	1.952	SPMX140512**
ZSD04-440-XP40-SP14-02	*	○	44	40	52	179	70	281	1.962	SPMX140512**
ZSD04-450-XP40-SP14-02	*	○	45	40	52	183	70	285	2.06	SPMX140512**
ZSD04-460-XP40-SP14-02	*	○	46	40	52	187	70	289	2.157	SPMX140512**
ZSD04-470-XP40-SP14-02	*	●	47	40	52	191	70	293	2.256	SPMX140512**
ZSD04-480-XP40-SP14-02	*	○	48	40	52	195	70	297	2.361	SPMX140512**
ZSD04-490-XP40-SP14-02	*	○	49	40	52	199	70	301	2.489	SPMX140512**
ZSD04-500-XP40-SP14-02	*	○	50	40	52	203	70	305	2.589	SPMX140512**
ZSD04-510-XP50-SP14-02	*	○	51	50	57	207	80	319	3.292	SPMX140512**
ZSD04-520-XP50-SP14-02	*	○	52	50	57	211	80	323	3.435	SPMX140512**
ZSD04-530-XP50-SP14-02	*	○	53	50	57	215	80	327	3.574	SPMX140512**
ZSD04-540-XP50-SP09-04	*	○	54	50	57	219	80	331	3.604	SPMX090408**
ZSD04-550-XP50-SP09-04	*	○	55	50	57	223	80	335	3.731	SPMX090408**
ZSD04-560-XP50-SP09-04	*	○	56	50	57	227	80	339	3.868	SPMX090408**
ZSD04-570-XP50-SP09-04	*	○	57	50	57	231	80	343	4.01	SPMX090408**
ZSD04-580-XP50-SP09-04	*	○	58	50	57	235	80	347	4.156	SPMX090408**
ZSD04-590-XP50-SP09-04	*	○	59	50	57	239	80	351	4.312	SPMX090408**
ZSD04-600-XP50-SP09-04	*	○	60	50	57	243	80	355	4.558	SPMX090408**
ZSD04-610-XP50-SP09-04	*	○	61	50	57	247	80	359	4.72	SPMX090408**
ZSD04-620-XP50-SP09-04	*	○	62	50	57	251	80	363	4.886	SPMX090408**
ZSD04-630-XP50-SP09-04	*	○	63	50	57	255	80	367	5.068	SPMX090408**

● Ex stock ○ On demand

* Internal cooling

Spare parts								
	Insert	SPMX040204**	SPMX050204**	SPMX060204**	SPMX07T308**	SPMX090408**	SPMX110408**	SPMX140512**
	Screw	I60M1.8x4 (0.5Nm)	I60M2x4.3 (0.5Nm)	I60M2.2x5.5 (0.8Nm)	I60M2.5x6.5 (1.0Nm)	I60M3.5x8 (2.7Nm)	I60M4x10 (3.4Nm)	I60M5x13 (6.7Nm)
	Wrench	WT05IP	WT06IP	WT07IP	WT07IP	WT15IP	WT15IP	WT20IP

System code > C9

Grade selection > C8

Technical info > C201

Cutting data > C36



A

Turning

B

Milling

C

Drilling

D

Technical Information

E

Index

A

Insert



C33

Turning

B

Milling

C

Drilling

D

Technical
Information

E

Index

System code > C9

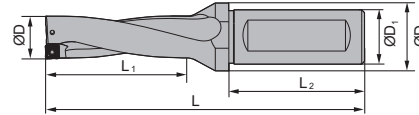
Grade selection > C8

Technical info > C201

Cutting data > C36

Indexable drills series

ZSD05



Article	*	Stock	Dimensions [mm]							kg	Inserts
			ØD	ØD1	ØD2	L1	L2	L			
ZSD05-120-XP20-SP04-02	*	●	12	20	25	63	50	129	0.173	SPMX040204**	
ZSD05-125-XP20-SP04-02	*	●	12.5	20	25	66	50	132	0.179	SPMX040204**	
ZSD05-130-XP20-SP04-02	*	●	13	20	25	68	50	134	0.183	SPMX040204**	
ZSD05-135-XP20-SP04-02	*	●	13.5	20	25	71	50	137	0.189	SPMX040204**	
ZSD05-140-XP20-SP04-02	*	●	14	20	25	73	50	139	0.194	SPMX040204**	
ZSD05-145-XP20-SP04-02	*	●	14.5	20	25	76	50	141	0.2	SPMX040204**	
ZSD05-150-XP20-SP05-02	*	●	15	20	25	78	50	144	0.206	SPMX050204**	
ZSD05-155-XP20-SP05-02	*	●	15.5	20	25	81	50	147	0.214	SPMX050204**	
ZSD05-160-XP20-SP05-02	*	●	16	20	25	83	50	149	0.219	SPMX050204**	
ZSD05-165-XP20-SP05-02	*	●	16.5	20	25	86	50	152	0.223	SPMX050204**	
ZSD05-170-XP20-SP05-02	*	●	17	20	25	88	50	154	0.23	SPMX050204**	
ZSD05-175-XP20-SP05-02	*	●	17.5	20	25	91	50	157	0.239	SPMX050204**	
ZSD05-180-XP25-SP06-02	*	●	18	25	32	93	56	167	0.355	SPMX060204**	
ZSD05-185-XP25-SP06-02	*	●	18.5	25	32	96	56	170	0.36	SPMX060204**	
ZSD05-190-XP25-SP06-02	*	●	19	25	32	98	56	172	0.369	SPMX060204**	
ZSD05-195-XP25-SP06-02	*	●	19.5	25	32	101	56	175	0.382	SPMX060204**	
ZSD05-200-XP25-SP06-02	*	●	20	25	32	103	56	177	0.39	SPMX060204**	
ZSD05-205-XP25-SP06-02	*	●	20.5	25	32	106	56	180	0.401	SPMX060204**	
ZSD05-210-XP25-SP06-02	*	●	21	25	32	108	56	182	0.413	SPMX060204**	
ZSD05-215-XP25-SP06-02	*	●	21.5	25	32	111	56	185	0.426	SPMX060204**	
ZSD05-220-XP25-SP06-02	*	●	22	25	32	113	56	187	0.441	SPMX060204**	
ZSD05-225-XP25-SP07-02	*	●	22.5	25	32	116	56	190	0.442	SPMX07T308**	
ZSD05-230-XP25-SP07-02	*	●	23	25	32	118	56	194	0.461	SPMX07T308**	
ZSD05-235-XP25-SP07-02	*	●	23.5	25	32	121	56	197	0.483	SPMX07T308**	
ZSD05-240-XP25-SP07-02	*	●	24	25	32	123	56	199	0.497	SPMX07T308**	
ZSD05-245-XP25-SP07-02	*	●	24.5	25	32	126	56	202	0.517	SPMX07T308**	
ZSD05-250-XP25-SP07-02	*	●	25	25	32	128	56	204	0.533	SPMX07T308**	
ZSD05-255-XP25-SP07-02	*	●	25.5	25	32	131	56	207	0.555	SPMX07T308**	
ZSD05-260-XP25-SP07-02	*	●	26	25	32	133	56	209	0.571	SPMX07T308**	
ZSD05-265-XP25-SP07-02	*	●	26.5	25	32	136	56	212	0.593	SPMX07T308**	
ZSD05-270-XP25-SP07-02	*	●	27	25	32	138	56	214	0.617	SPMX07T308**	
ZSD05-275-XP25-SP07-02	*	●	27.5	25	32	141	56	217	0.642	SPMX07T308**	
ZSD05-280-XP32-SP09-02	*	●	28	32	37	143	60	223	0.791	SPMX090408**	

● Ex stock ○ On demand

* Internal cooling

System code > C9

Grade selection > C8

Technical info > C201

Cutting data > C36



A

Turning

B

Milling

C

Drilling

D

Technical Information

E

Index

Indexable drills Drilling bodies

A

Turning

B

Milling

C


Drilling

D

Technical Information

E



Index

Article	*	Stock	Dimensions [mm]							kg	Inserts 
			ØD	ØD1	ØD2	L1	L2	L			
ZSD05-290-XP32-SP09-02	*	•	29	32	37	148	60	228	0.837	SPMX090408**	
ZSD05-300-XP32-SP09-02	*	•	30	32	37	153	60	233	0.943	SPMX090408**	
ZSD05-310-XP32-SP09-02	*	•	31	32	37	158	60	238	0.943	SPMX090408**	
ZSD05-320-XP32-SP09-02	*	•	32	32	37	163	60	243	1.001	SPMX090408**	
ZSD05-330-XP32-SP09-02	*	•	33	32	37	168	60	249	1.067	SPMX090408**	
ZSD05-340-XP40-SP11-02	*	•	34	40	47	173	70	268	1.44	SPMX110408**	
ZSD05-350-XP40-SP11-02	*	•	35	40	47	178	70	273	1.505	SPMX110408**	
ZSD05-360-XP40-SP11-02	*	•	36	40	47	183	70	278	1.575	SPMX110408**	
ZSD05-370-XP40-SP11-02	*	•	37	40	47	188	70	283	1.723	SPMX110408**	
ZSD05-380-XP40-SP11-02	*	•	38	40	47	193	70	288	1.723	SPMX110408**	
ZSD05-390-XP40-SP11-02	*	•	39	40	47	198	70	293	1.808	SPMX110408**	
ZSD05-400-XP40-SP11-02	*	•	40	40	47	203	70	298	1.894	SPMX110408**	
ZSD05-410-XP40-SP11-02	*	•	41	40	47	208	70	303	1.991	SPMX110408**	
ZSD05-420-XP40-SP11-02	*	○	42	40	52	213	70	315	2.182	SPMX140512**	
ZSD05-430-XP40-SP14-02	*	•	43	40	52	218	70	320	2.11	SPMX140512**	
ZSD05-440-XP40-SP14-02	*	•	44	40	52	223	70	325	2.22	SPMX140512**	
ZSD05-450-XP40-SP14-02	*	•	45	40	52	228	70	330	2.331	SPMX140512**	
ZSD05-460-XP40-SP14-02	*	•	46	40	52	233	70	335	2.45	SPMX140512**	
ZSD05-470-XP40-SP14-02	*	○	47	40	52	238	70	340	2.582	SPMX140512**	
ZSD05-480-XP40-SP14-02	*	•	48	40	52	243	70	345	2.693	SPMX140512**	
ZSD05-490-XP40-SP14-02	*	•	19	40	52	248	70	350	2.823	SPMX140512**	
ZSD05-500-XP40-SP14-02	*	•	50	40	52	253	70	355	2.958	SPMX140512**	
ZSD05-510-XP50-SP14-02	*	○	51	50	57	258	80	370	3.7	SPMX140512**	
ZSD05-520-XP50-SP14-02	*	○	52	50	57	263	80	375	3.848	SPMX140512**	
ZSD05-530-XP50-SP14-02	*	○	53	50	57	268	80	380	3.998	SPMX140512**	
ZSD05-540-XP50-SP09-04	*	○	54	50	57	273	80	385	4.035	SPMX090408**	
ZSD05-550-XP50-SP09-04	*	○	55	50	57	278	80	390	4.203	SPMX090408**	
ZSD05-560-XP50-SP09-04	*	○	56	50	57	283	80	395	4.368	SPMX090408**	
ZSD05-570-XP50-SP09-04	*	○	57	50	57	288	80	400	4.671	SPMX090408**	
ZSD05-580-XP50-SP09-04	*	○	58	50	57	293	80	405	4.866	SPMX090408**	
ZSD05-590-XP50-SP09-04	*	○	59	50	57	298	80	410	5.047	SPMX090408**	
ZSD05-600-XP50-SP09-04	*	○	60	50	57	303	80	415	5.192	SPMX090408**	
ZSD05-610-XP50-SP09-04	*	○	61	50	57	308	80	420	5.4	SPMX090408**	
ZSD05-620-XP50-SP09-04	*	○	62	50	57	313	80	425	5.619	SPMX090408**	
ZSD05-630-XP50-SP09-04	*	○	63	50	57	318	80	430	5.834	SPMX090408**	

• Ex stock ○ On demand

* Internal cooling

Spare parts

Insert	SPMX040204**	SPMX050204**	SPMX060204**	SPMX07T308**	SPMX090408**	SPMX110408**	SPMX140512**
 Screw	I60M1.8x4 (0.5Nm)	I60M2x4.3 (0.5Nm)	I60M2.2x5.5 (0.8Nm)	I60M2.5x6.5 (1.0Nm)	I60M3.5x8 (2.7Nm)	I60M4x10 (3.4Nm)	I60M5x13 (6.7Nm)
 Wrench	WT05IP	WT06IP	WT07IP	WT07IP	WT15IP	WT15IP	WT20IP

System code > C9

Grade selection > C8

Technical info > C201

Cutting data > C36

Insert



C33

A

Turning

B

Milling

C

Drilling

D

Technical
Information

E

Index

System code > C9

Grade selection > C8

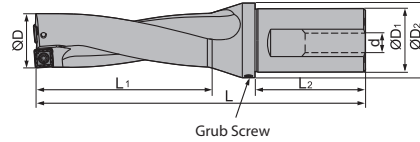
Technical info > C201

Cutting data > C36



Indexable drills series

ZTD02



Article	*	Stock	Dimensions [mm]								kg	Inserts
			ØD	ØD1	ØD2	L1	L2	L	d			
ZTD02-130-XP20-SP05-02	*	•	13	20	25	31	50	98	M13×1	0.165	SPGT0502**	
ZTD02-140-XP20-SP05-02	*	•	14	20	25	33	50	100	M13×1	0.171	SPGT0502**	
ZTD02-150-XP20-SP05-02	*	•	15	20	25	35	50	102	M13×1	0.176	SPGT0502**	
ZTD02-160-XP20-SP05-02	*	•	16	20	25	37	50	104	M13×1	0.184	SPGT0502**	
ZTD02-170-XP25-SP06-02	*	•	17	25	32	39	56	117	M16×1,5	0.325	SPGT0602**	
ZTD02-180-XP25-SP06-02	*	•	18	25	32	41	56	119	M16×1,5	0.332	SPGT0602**	
ZTD02-190-XP25-SP06-02	*	•	19	25	32	43	56	121	M16×1,5	0.342	SPGT0602**	
ZTD02-200-XP25-SP06-02	*	•	20	25	32	45	56	123	M16×1,5	0.353	SPGT0602**	
ZTD02-210-XP25-SP06-02	*	•	21	25	32	47	56	125	M16×1,5	0.35	SPGT0602**	
ZTD02-220-XP25-SP07-02	*	•	22	25	32	49	56	127	M16×1,5	0.367	SPGT07T3**	
ZTD02-230-XP25-SP07-02	*	•	23	25	32	51	56	129	M16×1,5	0.38	SPGT07T3**	
ZTD02-235-XP25-SP07-02	*	○	23.5	25	32	52	56	130	M16×1,5	0.361	SPGT07T3**	
ZTD02-240-XP25-SP07-02	*	•	24	25	32	53	56	131	M16×1,5	0.443	SPGT07T3**	
ZTD02-250-XP25-SP07-02	*	•	25	25	32	55	56	133	M16×1,5	0.41	SPGT07T3**	
ZTD02-260-XP25-SP07-02	*	•	26	25	32	57	56	135	M16×1,5	0.454	SPGT07T3**	
ZTD02-270-XP25-SP07-02	*	•	27	25	32	59	56	137	M16×1,5	0.445	SPGT07T3**	
ZTD02-280-XP32-SP09-02	*	•	28	32	37	61	60	146	M22×2	0.661	SPGT0904**	
ZTD02-290-XP32-SP09-02	*	•	29	32	37	63	60	148	M22×2	0.682	SPGT0904**	
ZTD02-300-XP32-SP09-02	*	•	30	32	37	65	60	150	M22×2	0.702	SPGT0904**	
ZTD02-310-XP32-SP09-02	*	•	31	32	37	67	60	152	M22×2	0.759	SPGT0904**	
ZTD02-320-XP32-SP09-02	*	•	32	32	37	69	60	154	M22×2	0.742	SPGT0904**	
ZTD02-330-XP32-SP09-02	*	•	33	32	37	71	60	156	M22×2	0.774	SPGT0904**	
ZTD02-340-XP40-SP11-02	*	•	34	40	47	73	70	173	(BSPT)RC1/4	1.2	SPGT1104**	
ZTD02-350-XP40-SP11-02	*	•	35	40	47	75	70	175	(BSPT)RC1/4	1.23	SPGT1104**	
ZTD02-360-XP40-SP11-02	*	•	36	40	47	77	70	177	(BSPT)RC1/4	1.26	SPGT1104**	
ZTD02-370-XP40-SP11-02	*	•	37	40	47	79	70	179	(BSPT)RC1/4	1.29	SPGT1104**	
ZTD02-380-XP40-SP11-02	*	•	38	40	47	81	70	181	(BSPT)RC1/4	1.33	SPGT1104**	
ZTD02-390-XP40-SP11-02	*	•	39	40	47	83	70	183	(BSPT)RC1/4	1.39	SPGT1104**	
ZTD02-400-XP40-SP11-02	*	•	40	40	47	85	70	185	(BSPT)RC1/4	1.43	SPGT1104**	
ZTD02-410-XP40-SP11-02	*	•	41	40	47	87	70	187	(BSPT)RC1/4	1.44	SPGT1104**	
ZTD02-420-XP40-SP14-02	*	•	42	40	52	89	70	199	(BSPT)RC1/4	1.62	SPGT1405**	
ZTD02-430-XP40-SP14-02	*	•	43	40	52	91	70	201	(BSPT)RC1/4	1.67	SPGT1405**	
ZTD02-440-XP40-SP14-02	*	•	44	40	52	93	70	203	(BSPT)RC1/4	1.71	SPGT1405**	

• Ex stock ○ On demand


* Internal cooling

System code > C9

Grade selection > C8




Technical info > C201

Cutting data > C36


Article	*	Stock	Dimensions [mm]								kg	Inserts 
			ØD	ØD1	ØD2	L1	L2	L	d			
ZTD02-450-XP40-SP14-02	*	•	45	40	52	95	70	205	(BSPT)RC1/4	1.76	SPGT1405**	
ZTD02-460-XP40-SP14-02	*	•	46	40	52	97	70	207	(BSPT)RC1/4	1.81	SPGT1405**	
ZTD02-470-XP40-SP14-02	*	•	47	40	52	99	70	209	(BSPT)RC1/4	1.87	SPGT1405**	
ZTD02-480-XP40-SP14-02	*	•	48	40	52	101	70	211	(BSPT)RC1/4	1.92	SPGT1405**	
ZTD02-490-XP40-SP14-02	*	•	49	40	52	103	70	213	(BSPT)RC1/4	1.98	SPGT1405**	
ZTD02-500-XP40-SP14-02	*	•	50	40	52	105	70	215	(BSPT)RC1/4	2.05	SPGT1405**	

• Ex stock ○ On demand

* Internal cooling

Spare parts							
Insert	SPGT0502**	SPGT0602**	SPGT07T3**	SPGT0904**	SPGT1104**	SPGT1405**	
 Grub screw					M6×6 (7.0Nm)	M8×8 (10.2Nm)	
 Screw	I60M2×4.3 (0.5Nm)	I60M2.2×5.5 (0.8Nm)	I60M2.5×6.5 (1.0Nm)	I60M3.5×8 (2.7Nm)	I60M4×10 (3.4Nm)	I60M5×13 (6.7Nm)	
 Wrench	WT06IP	WT07IP	WT07IP	WT15IP	WT15IP	WT20IP	

Insert



C34

A
Turning
B
Milling
C
Drilling
D
Technical Information
E
Index

System code > C9

Grade selection > C8

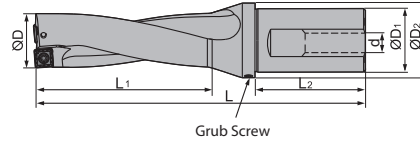
Technical info > C201

Cutting data > C36



Indexable drills series

ZTD03



Grub Screw

Article	*	Stock	Dimensions [mm]								kg	Inserts
			ØD	ØD1	ØD2	L1	L2	L	d			
ZTD03-130-XP20-SP05-02	*	•	13	20	25	44	50	111	M13×1	0.179	SPGT0502**	
ZTD03-140-XP20-SP05-02	*	•	14	20	25	47	50	114	M13×1	0.186	SPGT0502**	
ZTD03-150-XP20-SP05-02	*	•	15	20	25	50	50	117	M13×1	0.195	SPGT0502**	
ZTD03-160-XP20-SP05-02	*	•	16	20	25	53	50	120	M13×1	0.214	SPGT0502**	
ZTD03-170-XP25-SP06-02	*	•	17	25	32	56	56	134	M16×1,5	0.32	SPGT0602**	
ZTD03-180-XP25-SP06-02	*	•	18	25	32	59	56	137	M16×1,5	0.331	SPGT0602**	
ZTD03-190-XP25-SP06-02	*	•	19	25	32	62	56	140	M16×1,5	0.342	SPGT0602**	
ZTD03-200-XP25-SP06-02	*	•	20	25	32	65	56	143	M16×1,5	0.356	SPGT0602**	
ZTD03-210-XP25-SP06-02	*	•	21	25	32	68	56	146	M16×1,5	0.391	SPGT0602**	
ZTD03-220-XP25-SP07-02	*	•	22	25	32	71	56	149	M16×1,5	0.391	SPGT07T3**	
ZTD03-230-XP25-SP07-02	*	•	23	25	32	74	56	152	M16×1,5	0.442	SPGT07T3**	
ZTD03-240-XP25-SP07-02	*	•	24	25	32	77	56	155	M16×1,5	0.485	SPGT07T3**	
ZTD03-250-XP25-SP07-02	*	•	25	25	32	80	56	158	M16×1,5	0.492	SPGT07T3**	
ZTD03-260-XP25-SP07-02	*	•	26	25	32	83	56	161	M16×1,5	0.497	SPGT07T3**	
ZTD03-270-XP25-SP07-02	*	•	27	25	32	86	56	164	M16×1,5	0.521	SPGT07T3**	
ZTD03-280-XP32-SP09-02	*	•	28	32	37	89	60	174	M22×2	0.75	SPGT0904**	
ZTD03-285-XP32-SP09-02	*	○	28.5	32	37	91	60	171	M22×2	0.699	SPGT0904**	
ZTD03-290-XP32-SP09-02	*	•	29	32	37	92	60	177	M22×2	0.777	SPGT0904**	
ZTD03-300-XP32-SP09-02	*	•	30	32	37	95	60	180	M22×2	0.81	SPGT0904**	
ZTD03-310-XP32-SP09-02	*	•	31	32	37	98	60	183	M22×2	0.831	SPGT0904**	
ZTD03-320-XP32-SP09-02	*	•	32	32	37	101	60	186	M22×2	0.867	SPGT0904**	
ZTD03-330-XP32-SP09-02	*	•	33	32	37	104	60	189	M22×2	0.928	SPGT0904**	
ZTD03-340-XP40-SP11-02	*	•	34	40	47	107	70	207	(BSPT)RC1/4	1.33	SPGT1104**	
ZTD03-350-XP40-SP11-02	*	•	35	40	47	110	70	210	(BSPT)RC1/4	1.371	SPGT1104**	
ZTD03-360-XP40-SP11-02	*	•	36	40	47	113	70	213	(BSPT)RC1/4	1.414	SPGT1104**	
ZTD03-370-XP40-SP11-02	*	•	37	40	47	116	70	216	(BSPT)RC1/4	1.448	SPGT1104**	
ZTD03-380-XP40-SP11-02	*	•	38	40	47	119	70	219	(BSPT)RC1/4	1.498	SPGT1104**	
ZTD03-390-XP40-SP11-02	*	•	39	40	47	122	70	222	(BSPT)RC1/4	1.554	SPGT1104**	
ZTD03-400-XP40-SP11-02	*	•	40	40	47	125	70	225	(BSPT)RC1/4	1.667	SPGT1104**	
ZTD03-410-XP40-SP11-02	*	•	41	40	47	128	70	228	(BSPT)RC1/4	1.653	SPGT1104**	
ZTD03-420-XP40-SP14-02	*	•	42	40	52	131	70	241	(BSPT)RC1/4	1.903	SPGT1405**	
ZTD03-430-XP40-SP14-02	*	•	43	40	52	134	70	244	(BSPT)RC1/4	1.951	SPGT1405**	
ZTD03-440-XP40-SP14-02	*	•	44	40	52	137	70	247	(BSPT)RC1/4	2.039	SPGT1405**	

• Ex stock ○ On demand


* Internal cooling

System code > C9

Grade selection > C8

Technical info > C201




Cutting data > C36

Article	*	Stock	Dimensions [mm]								kg	Inserts 
			ØD	ØD1	ØD2	L1	L2	L	d			
ZTD03-450-XP40-SP14-02	*	•	45	40	52	140	70	250	(BSPT)RC1/4	2.12	SPGT1405**	
ZTD03-460-XP40-SP14-02	*	•	46	40	52	143	70	253	(BSPT)RC1/4	2.186	SPGT1405**	
ZTD03-470-XP40-SP14-02	*	•	47	40	52	146	70	256	(BSPT)RC1/4	2.264	SPGT1405**	
ZTD03-480-XP40-SP14-02	*	•	48	40	52	149	70	259	(BSPT)RC1/4	2.341	SPGT1405**	
ZTD03-490-XP40-SP14-02	*	•	49	40	52	152	70	262	(BSPT)RC1/4	2.43	SPGT1405**	
ZTD03-500-XP40-SP14-02	*	•	50	40	52	155	70	265	(BSPT)RC1/4	2.52	SPGT1405**	
ZTD03-508-XP40-SP14-02	*	○	50.8	40	57	157	70	267	(BSPT)RC1/4	2.484	SPGT1405**	
ZTD03-510-XP50-SP07-04	*	○	51	50	62	158	80	278	(BSPT)RC1/4	3.128	SPGT07T3**	
ZTD03-530-XP50-SP07-04	*	○	53	50	62	164	80	284	(BSPT)RC1/4	3.426	SPGT07T3**	
ZTD03-540-XP50-SP09-04	*	○	54	50	57	167	80	287	(BSPT)RC1/4	3.292	SPGT0904**	
ZTD03-550-XP50-SP09-04	*	○	55	50	57	170	80	290	(BSPT)RC1/4	3.29	SPGT0904**	
ZTD03-570-XP50-SP09-04	*	○	57	50	67	176	80	296	(BSPT)RC1/4	3.853	SPGT0904**	
ZTD03-580-XP50-SP09-04	*	○	58	50	62	179	80	299	(BSPT)RC1/4	3.851	SPGT0904**	
ZTD03-590-XP50-SP09-04	*	○	59	50	62	182	80	302	(BSPT)RC1/4	3.814	SPGT0904**	
ZTD03-600-XP50-SP09-04	*	○	60	50	67	185	80	305	(BSPT)RC1/4	4.217	SPGT0904**	
ZTD03-620-XP50-SP09-04	*	○	62	50	67	191	80	311	(BSPT)RC1/4	4.454	SPGT0904**	
ZTD03-630-XP50-SP09-04	*	○	63	50	67	194	80	314	(BSPT)RC1/4	4.6	SPGT0904**	
ZTD03-640-XP50-SP09-04	*	○	64	50	67	197	80	317	(BSPT)RC1/4	4.574	SPGT0904**	
ZTD03-650-XP50-SP09-04	*	○	65	50	67	200	80	320	(BSPT)RC1/4	4.882	SPGT0904**	
ZTD03-660-XP50-SP09-04	*	○	66	50	67	203	80	323	(BSPT)RC1/4	5.024	SPGT0904**	
ZTD03-670-XP50-SP11-04	*	○	67	50	82	206	80	326	(BSPT)RC1/4	5.181	SPGT1104**	
ZTD03-730-XP50-SP11-04	*	○	73	50	85	224	80	344	(BSPT)RC1/4	6.71	SPGT1104**	

• Ex stock ○ On demand

* Internal cooling

Spare parts

	Insert	SPGT0502**	SPGT0602**	SPGT07T3**	SPGT0904**	SPGT1104**	SPGT1405**
	Grub screw					M6×6 (7.0Nm)	M8×8 (10.2Nm)
	Screw	I60M2×4.3 (0.5Nm)	I60M2.2×5.5 (0.8Nm)	I60M2.5×6.5 (1.0Nm)	I60M3.5×8 (2.7Nm)	I60M4×10 (3.4Nm)	I60M5×13 (6.7Nm)
	Wrench	WT06IP	WT07IP	WT07IP	WT15IP	WT15IP	WT20IP

Insert



C34

System code > C9

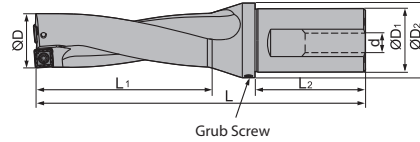
Grade selection > C8

Technical info > C201

Cutting data > C36

Indexable drills series

ZTD04



Grub Screw

Article	*	Stock	Dimensions [mm]								kg	Inserts
			ØD	ØD1	ØD2	L1	L2	L	d			
ZTD04-130-XP20-SP05-02	*	o	13	20	25	57	50	124	M13x1	0.185	SPGT0502**	
ZTD04-140-XP20-SP05-02	*	o	14	20	25	61	50	128	M13x1	0.195	SPGT0502**	
ZTD04-150-XP20-SP05-02	*	o	15	20	25	65	50	132	M13x1	0.205	SPGT0502**	
ZTD04-160-XP20-SP05-02	*	o	16	20	25	69	50	136	M13x1	0.216	SPGT0502**	
ZTD04-165-XP25-SP06-02	*	o	16.5	25	32	71	56	137	M16x1,5	0.332	SPGT0602**	
ZTD04-170-XP25-SP06-02	*	o	17	25	32	73	56	151	M16x1,5	0.333	SPGT0602**	
ZTD04-180-XP25-SP06-02	*	o	18	25	32	77	56	155	M16x1,5	0.347	SPGT0602**	
ZTD04-190-XP25-SP06-02	*	o	19	25	32	81	56	159	M16x1,5	0.362	SPGT0602**	
ZTD04-200-XP25-SP06-02	*	o	20	25	32	85	56	163	M16x1,5	0.381	SPGT0602**	
ZTD04-210-XP25-SP06-02	*	o	21	25	32	89	56	167	M16x1,5	0.4	SPGT0602**	
ZTD04-215-XP25-SP07-02	*	o	21.5	25	32	91	56	165	M16x1,5	0.407	SPGT07T3**	
ZTD04-220-XP25-SP07-02	*	o	22	25	32	93	56	171	M16x1,5	0.391	SPGT07T3**	
ZTD04-230-XP25-SP07-02	*	o	23	25	32	97	56	175	M16x1,5	0.484	SPGT07T3**	
ZTD04-240-XP25-SP07-02	*	o	24	25	32	101	56	179	M16x1,5	0.513	SPGT07T3**	
ZTD04-250-XP25-SP07-02	*	o	25	25	32	105	56	183	M16x1,5	0.494	SPGT07T3**	
ZTD04-260-XP25-SP07-02	*	o	26	25	32	109	56	187	M16x1,5	0.535	SPGT07T3**	
ZTD04-270-XP25-SP07-02	*	o	27	25	32	113	56	191	M16x1,5	0.582	SPGT07T3**	
ZTD04-275-XP25-SP07-02	*	o	27.5	25	32	115	56	192	M16x1,5	0.571	SPGT07T3**	
ZTD04-280-XP32-SP09-02	*	o	28	32	37	117	60	202	M22x2	0.653	SPGT0904**	
ZTD04-290-XP32-SP09-02	*	o	29	32	37	121	60	206	M22x2	0.846	SPGT0904**	
ZTD04-300-XP32-SP09-02	*	o	30	32	37	125	60	210	M22x2	0.893	SPGT0904**	
ZTD04-310-XP32-SP09-02	*	o	31	32	37	129	60	214	M22x2	0.914	SPGT0904**	
ZTD04-320-XP32-SP09-02	*	o	32	32	37	133	60	218	M22x2	0.966	SPGT0904**	
ZTD04-330-XP32-SP09-02	*	o	33	32	37	137	60	222	M22x2	1.016	SPGT0904**	
ZTD04-340-XP40-SP11-02	*	o	34	40	47	141	70	241	(BSPT)RC1/4	1.46	SPGT1104**	
ZTD04-350-XP40-SP11-02	*	o	35	40	47	145	70	245	(BSPT)RC1/4	1.52	SPGT1104**	
ZTD04-360-XP40-SP11-02	*	o	36	40	47	149	70	249	(BSPT)RC1/4	1.579	SPGT1104**	
ZTD04-370-XP40-SP11-02	*	o	37	40	47	153	70	253	(BSPT)RC1/4	1.592	SPGT1104**	
ZTD04-380-XP40-SP11-02	*	o	38	40	47	157	70	257	(BSPT)RC1/4	1.801	SPGT1104**	
ZTD04-390-XP40-SP11-02	*	o	39	40	47	161	70	261	(BSPT)RC1/4	1.801	SPGT1104**	
ZTD04-400-XP40-SP11-02	*	o	40	40	47	165	70	265	(BSPT)RC1/4	1.874	SPGT1104**	
ZTD04-410-XP40-SP11-02	*	o	41	40	47	169	70	269	(BSPT)RC1/4	1.861	SPGT1104**	
ZTD04-420-XP40-SP14-02	*	o	42	40	52	173	70	283	(BSPT)RC1/4	2.168	SPGT1405**	

● Ex stock ○ On demand


* Internal cooling

System code > C9

Grade selection > C8




Technical info > C201


Cutting data > C36

Article	*	Stock	Dimensions [mm]								kg	Inserts 
			ØD	ØD1	ØD2	L1	L2	L	d			
ZTD04-430-XP40-SP14-02	*	○	43	40	52	177	70	287	(BSPT)RC1/4	2.17	SPGT1405**	
ZTD04-440-XP40-SP14-02	*	○	44	40	52	181	70	291	(BSPT)RC1/4	2.31	SPGT1405**	
ZTD04-450-XP40-SP14-02	*	○	45	40	52	185	70	295	(BSPT)RC1/4	2.421	SPGT1405**	
ZTD04-460-XP40-SP14-02	*	○	46	40	52	189	70	299	(BSPT)RC1/4	2.507	SPGT1405**	
ZTD04-470-XP40-SP14-02	*	○	47	40	52	193	70	303	(BSPT)RC1/4	2.612	SPGT1405**	
ZTD04-480-XP40-SP14-02	*	○	48	40	52	197	70	307	(BSPT)RC1/4	2.66	SPGT1405**	
ZTD04-490-XP40-SP14-02	*	○	49	40	52	201	70	311	(BSPT)RC1/4	2.836	SPGT1405**	
ZTD04-500-XP40-SP14-02	*	○	50	40	52	205	70	315	(BSPT)RC1/4	2.954	SPGT1405**	
ZTD04-520-XP50-SP07-04	*	○	52	50	62	213	80	325	(BSPT)RC1/4	3.685	SPGT07T3**	
ZTD04-530-XP50-SP07-04	*	○	53	50	62	217	80	329	(BSPT)RC1/4	3.777	SPGT07T3**	
ZTD04-540-XP50-SP09-04	*	○	54	50	57	222	80	333	(BSPT)RC1/4	3.906	SPGT0904**	
ZTD04-545-XP50-SP09-04	*	○	54.5	50	68	221	80	335	(BSPT)RC1/4	4.167	SPGT0904**	
ZTD04-595-XP50-SP09-04	*	○	59.5	50	68	241	80	355	(BSPT)RC1/4	4.784	SPGT0904**	

● Ex stock ○ On demand

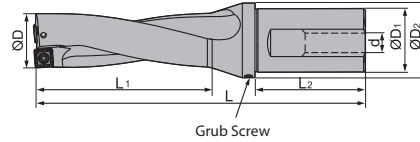
* Internal cooling

Spare parts							
	Insert	SPGT0502**	SPGT0602**	SPGT07T3**	SPGT0904**	SPGT1104**	SPGT1405**
	Grub screw					M6×6 (7.0Nm)	M8×8 (10.2Nm)
	Screw	I60M2×4.3 (0.5Nm)	I60M2.2×5.5 (0.8Nm)	I60M2.5×6.5 (1.0Nm)	I60M3.5×8 (2.7Nm)	I60M4×10 (3.4Nm)	I60M5×13 (6.7Nm)
	Wrench	WT06IP	WT07IP	WT07IP	WT15IP	WT15IP	WT20IP

Insert

C34

Indexable drills series

ZTD05



Grub Screw

Article	*	Stock	Dimensions [mm]								kg	Inserts
			ØD	ØD1	ØD2	L1	L2	L	d			
ZTD05-170-XP25-SP06-02	*	o	17	25	32	90	56	168	M13x1	0.374	SPGT0602**	
ZTD05-180-XP25-SP06-02	*	o	18	25	32	95	56	173	M13x1	0.394	SPGT0602**	
ZTD05-190-XP25-SP06-02	*	o	19	25	32	100	56	178	M13x1	0.415	SPGT0602**	
ZTD05-200-XP25-SP06-02	*	o	20	25	32	105	56	183	M13x1	0.44	SPGT0602**	
ZTD05-210-XP25-SP06-02	*	o	21	25	32	110	56	188	M16x1,5	0.466	SPGT0602**	
ZTD05-220-XP25-SP07-02	*	o	22	25	32	115	56	193	M16x1,5	0.476	SPGT07T3**	
ZTD05-230-XP25-SP07-02	*	o	23	25	32	120	56	198	M16x1,5	0.507	SPGT07T3**	
ZTD05-240-XP25-SP07-02	*	o	24	25	32	125	56	203	M16x1,5	0.542	SPGT07T3**	
ZTD05-250-XP25-SP07-02	*	o	25	25	32	130	56	208	M16x1,5	0.561	SPGT07T3**	
ZTD05-260-XP25-SP07-02	*	o	26	25	32	135	56	213	M16x1,5	0.613	SPGT07T3**	
ZTD05-270-XP25-SP07-02	*	o	27	25	32	140	56	218	M16x1,5	0.665	SPGT07T3**	
ZTD05-280-XP32-SP09-02	*	o	28	32	37	145	60	230	M16x1,5	0.891	SPGT0904**	
ZTD05-290-XP32-SP09-02	*	o	29	32	37	150	60	235	M16x1,5	0.965	SPGT0904**	
ZTD05-300-XP32-SP09-02	*	o	30	32	37	155	60	240	M16x1,5	0.959	SPGT0904**	
ZTD05-310-XP32-SP09-02	*	o	31	32	37	160	60	245	M16x1,5	1.042	SPGT0904**	
ZTD05-320-XP32-SP09-02	*	o	32	32	37	165	60	250	M22x2	1.11	SPGT0904**	
ZTD05-330-XP32-SP09-02	*	o	33	32	37	170	60	255	M22x2	1.117	SPGT0904**	
ZTD05-340-XP40-SP11-02	*	o	34	40	47	175	70	275	M22x2	1.57	SPGT1104**	
ZTD05-350-XP40-SP11-02	*	o	35	40	47	180	70	280	M22x2	1.65	SPGT1104**	
ZTD05-360-XP40-SP11-02	*	o	36	40	47	185	70	285	M22x2	1.712	SPGT1104**	
ZTD05-370-XP40-SP11-02	*	o	37	40	47	190	70	290	M22x2	1.802	SPGT1104**	
ZTD05-380-XP40-SP11-02	*	o	38	40	47	195	70	295	(BSPT)RC1/4	1.873	SPGT1104**	
ZTD05-390-XP40-SP11-02	*	o	39	40	47	200	70	300	(BSPT)RC1/4	1.962	SPGT1104**	
ZTD05-400-XP40-SP11-02	*	o	40	40	47	205	70	305	(BSPT)RC1/4	2.068	SPGT1104**	
ZTD05-410-XP40-SP11-02	*	o	41	40	47	210	70	310	(BSPT)RC1/4	2.167	SPGT1104**	
ZTD05-420-XP40-SP14-02	*	o	42	40	52	215	70	325	(BSPT)RC1/4	2.39	SPGT1405**	
ZTD05-430-XP40-SP14-02	*	o	43	40	52	220	70	330	(BSPT)RC1/4	2.502	SPGT1405**	
ZTD05-440-XP40-SP14-02	*	o	44	40	52	225	70	335	(BSPT)RC1/4	2.612	SPGT1405**	
ZTD05-450-XP40-SP14-02	*	o	45	40	52	230	70	340	(BSPT)RC1/4	2.733	SPGT1405**	
ZTD05-460-XP40-SP14-02	*	o	46	40	52	235	70	345	(BSPT)RC1/4	2.854	SPGT1405**	
ZTD05-470-XP40-SP14-02	*	o	47	40	52	240	70	350	(BSPT)RC1/4	2.894	SPGT1405**	
ZTD05-480-XP40-SP14-02	*	o	48	40	52	245	70	355	(BSPT)RC1/4	3.109	SPGT1405**	
ZTD05-490-XP40-SP14-02	*	o	49	40	52	250	70	360	(BSPT)RC1/4	3.271	SPGT1405**	
ZTD05-500-XP40-SP14-02	*	o	50	40	52	255	70	365	(BSPT)RC1/4	3.425	SPGT1405**	

• Ex stock o On demand

* Internal cooling

System code > C9

Grade selection > C8

Technical info > C201

Cutting data > C36

A

Turning

B

Milling

C

Drilling




D

Technical
Information

E

Index

Spare parts

	Insert	SPGT0602**	SPGT07T3**	SPGT0904**	SPGT1104**	SPGT1405**
	Grub screw				M6×6 (7.0Nm)	M8×8 (10.2Nm)
	Screw	I60M2.2×5.5 (0.8Nm)	I60M2.5×6.5 (1.0Nm)	I60M3.5×8 (2.7Nm)	I60M4×10 (3.4Nm)	I60M5×13 (6.7Nm)
	Wrench	WT07IP	WT07IP	WT15IP	WT15IP	WT20IP

Insert



C34

System code > C9

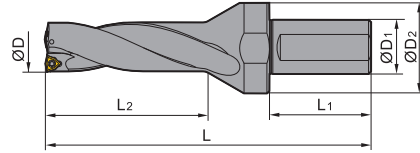
Grade selection > C8

Technical info > C201

Cutting data > C36

Indexable drills series

ZD03



Article	*	Stock	Dimensions [mm]							kg	Inserts
			ØD	ØD1	ØD2	L1	L2	L			
ZD03-160-XP25-WC03-02	*	●	16	25	32	56	52	129	0.33	WCMX0302**	
ZD03-170-XP25-WC03-02	*	●	17	25	32	56	55	133	0.33	WCMX0302**	
ZD03-180-XP25-WC03-02	*	●	18	25	32	56	58	137	0.35	WCMX0302**	
ZD03-190-XP25-WC03-02	*	●	19	25	32	56	61	140	0.36	WCMX0302**	
ZD03-200-XP25-WC03-02	*	●	20	25	32	56	64	143	0.37	WCMX0302**	
ZD03-210-XP25-WC04-02	*	●	21	25	45	56	67	153	0.51	WCMX0402**	
ZD03-220-XP25-WC04-02	*	●	22	25	45	56	70	156	0.54	WCMX0402**	
ZD03-230-XP25-WC04-02	*	●	23	25	45	56	73	159	0.55	WCMX0402**	
ZD03-240-XP25-WC04-02	*	●	24	25	45	56	76	162	0.57	WCMX0402**	
ZD03-250-XP25-WC04-02	*	●	25	25	45	56	79	165	0.6	WCMX0402**	
ZD03-260-XP32-WC05-02	*	●	26	32	55	60	83	176	0.93	WCMX0503**	
ZD03-270-XP32-WC05-02	*	●	27	32	55	60	86	180	0.97	WCMX0503**	
ZD03-280-XP32-WC05-02	*	●	28	32	55	60	89	184	1.01	WCMX0503**	
ZD03-290-XP32-WC05-02	*	●	29	32	55	60	92	188	1.05	WCMX0503**	
ZD03-300-XP32-WC05-02	*	●	30	32	55	60	95	192	1.08	WCMX0503**	
ZD03-310-XP40-WC06-02	*	●	31	40	60	70	98	203	1.44	WCMX06T3**	
ZD03-320-XP40-WC06-02	*	●	32	40	60	70	101	206	1.48	WCMX06T3**	
ZD03-330-XP40-WC06-02	*	●	33	40	60	70	104	209	1.52	WCMX06T3**	
ZD03-340-XP40-WC06-02	*	●	34	40	60	70	107	212	1.55	WCMX06T3**	
ZD03-350-XP40-WC06-02	*	●	35	40	60	70	110	215	1.61	WCMX06T3**	
ZD03-360-XP40-WC06-02	*	●	36	40	60	70	113	218	1.66	WCMX06T3**	
ZD03-370-XP40-WC06-02	*	●	37	40	60	70	116	221	1.71	WCMX06T3**	
ZD03-380-XP40-WC06-02	*	●	38	40	60	70	119	225	1.76	WCMX06T3**	
ZD03-390-XP40-WC06-02	*	●	39	40	60	70	122	228	1.82	WCMX06T3**	
ZD03-400-XP40-WC06-02	*	●	40	40	60	70	125	231	1.93	WCMX06T3**	
ZD03-410-XP40-WC06-02	*	●	41	40	60	70	128	234	1.94	WCMX06T3**	
ZD03-420-XP40-WC08-02	*	●	42	40	60	70	131	239	2.18	WCMX0804**	
ZD03-430-XP40-WC08-02	*	●	43	40	60	70	134	242	2.245	WCMX0804**	
ZD03-440-XP40-WC08-02	*	●	44	40	60	70	137	245	2.34	WCMX0804**	
ZD03-450-XP40-WC08-02	*	●	45	40	60	70	140	248	2.34	WCMX0804**	
ZD03-460-XP40-WC08-02	*	●	46	40	60	70	143	251	2.49	WCMX0804**	
ZD03-470-XP40-WC08-02	*	●	47	40	60	70	146	253	2.88	WCMX0804**	
ZD03-480-XP40-WC08-02	*	●	48	40	70	70	149	255	2.55	WCMX0804**	

● Ex stock ○ On demand


* Internal cooling

System code > C9

Grade selection > C8



Technical info > C201

Cutting data > C36


Article	*	Stock	Dimensions [mm]							kg	Inserts 
			ØD	ØD1	ØD2	L1	L2	L			
ZD03-490-XP40-WC08-02	*	○	49	40	70	70	152	257	2.619	WCMX0804**	
ZD03-500-XP40-WC08-02	*	●	50	40	70	70	155	259	2.62	WCMX0804**	
ZD03-510-XP40-WC08-02	*	○	51	40	70	70	158	261	2.62	WCMX0804**	
ZD03-520-XP40-WC08-02	*	○	52	40	70	70	70	263	2.808	WCMX0804**	
ZD03-530-XP40-WC08-02	*	○	53	40	70	70	164	265	2.906	WCMX0804**	
ZD03-540-XP40-WC08-02	*	●	54	40	70	70	167	267	2.983	WCMX0804**	
ZD03-550-XP40-WC08-02	*	○	55	40	70	70	170	269	3.126	WCMX0804**	
ZD03-560-XP40-WC08-02	*	○	56	40	70	70	173	271	3.157	WCMX0804**	
ZD03-580-XP40-WC08-02	*	●	58	40	70	70	179	275	3.501	WCMX0804**	

● Ex stock ○ On demand

* Internal cooling

Spare parts		WCMX0302**	WCMX0402**	WCMX0503**	WCMX06T3**	WCMX0804**
	Insert Screw	I60M2.5×6.5 (1.0Nm)	I60M2.5×6.5T (1.0Nm)	I60M3×7 (1.8Nm)	I60M3×7 (1.8Nm)	I60M3.5×10.4 (2.7Nm)
	Wrench	WT06IP	WT07IP	WT15IP	WT15IP	WT20IP

Insert



Medium Cut
C35

System code > C9

Grade selection > C8

Technical info > C201

Cutting data > C36



A

Turning

B

Milling

C

Drilling

D

Technical Information

E



Index

W C M X 08 04 12 R – PG



1 2 3 4 5 6 7 8 9

A



Turning

Insert shape	
W	
S	

1

Clearance angle	
C	
P	


2

Tolerance class			
			
Code	I.C [mm]	m [mm]	S [mm]
G	±0,025	±0,025	±0,130
M	±0,05-0,13	±0,08-0,18	±0,130

3

B

Milling

Fastening features (metric)	
Insert shape	
T	
X	Special

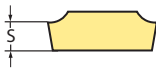
4

Cutting edge length l [mm]		
I.C [mm]	Insert shape	
	S	W
3,8		03
4,3		04
5,4		05
6,35	06	
6,5		06
8,0		08
8,7	08	
9,252	09	
12,7	12	


5

C

Drilling

Insert thickness S [mm]			
			
Code	S	Code	S
00	0,79	05	5,56
T0	0,99	T5	5,95
01	1,59	06	6,35
T1	1,98	T6	6,75
02	2,38	07	7,94
T2	2,58	09	9,52
03	3,18	T9	9,72
T3	3,97	11	11,11
04	4,76	12	12,70
T4	4,96		

6

Nose radius r [mm]	
	
Code	r
04	0,4
08	0,8
12	1,2

7

Rotation direction	
Code	Description
R	Right
L	Left

8

D

Technical Information




E

Index

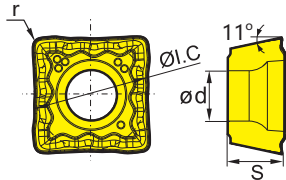
Chip breaker overview (on page C3)























9

SPMX	L	I.C	S	d
04 02	4	4	2.38	2.2
05 02	5	5	2.38	2.2
06 02	6	6	2.38	2.5
07 T3	7.94	7.94	3.97	2.8
09 04	9.8	9.8	4.3	4.1
11 04	11.5	11.5	4.76	4.4
14 05	14.3	14.3	5.2	5.5

-  Ideal machining conditions
-  Normal machining conditions
-  Unfavourable machining conditions





Drilling inserts



SP** milling insert			HC ¹ (CVD)	HC ¹ (PVD)	HW
	P		 	   	
	M			    	
	K				
	N				
	S			   	
	H				
ISO		r	YB6338 YBD252	YBG105 YBG202 YBS203 YBG205 YB9320 YBG212	YD201
	SPMX040203-EM	0.3	●	●	
	SPMX050204-EM	0.4	●	●	
	SPMX060204-EM	0.4	●	●	
	SPMX07T308-EM	0.8	●	●	
	SPMX090408-EM	0.8	●	●	
	SPMX110408-EM	0.8	●	●	
	SPMX140512-EM	1.2	●	●	
	SPMX040203-LM	0.3		○	
	SPMX050204-LM	0.4		○	
	SPMX060204-LM	0.4		○	
	SPMX07T308-LM	0.8		○	
	SPMX090408-LM	0.8		○	
	SPMX110408-LM	0.8		○	
	SPMX140512-LM	1.2		○	
	SPMX040203-XM	0.3		○	
	SPMX050204-XM	0.4		●	
	SPMX060204-XM	0.4		●	
	SPMX07T308-XM	0.8		●	○
	SPMX090408-XM	0.8		●	
	SPMX110408-XM	0.8		●	
	SPMX140512-XM	1.2		●	

● Ex stock ○ On demand

HC¹ Coated carbide
HW Uncoated carbide

Tool holder			
ZSD02	ZSD03	ZSD04	ZSD05
			
C10	C13	C16	C19

System code > C32

Grade selection > C8

Technical info > C201

Cutting data > C36



A Turning
B Milling
C Drilling
D Technical Information
E Index

A

Turning

B

Milling

C

Drilling




D

Technical Information

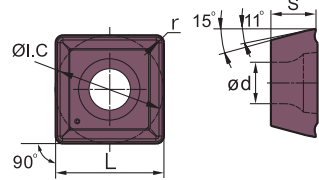



















E

Index

SPGT	L	I.C	S	d
05 02	5	5	2.38	2.2
06 02	6	6	2.38	2.6
07 T3	7.94	7.94	3.97	2.8
09 04	9.8	9.8	4.76	4.2
11 04	11.5	11.5	4.76	4.4
14 05	14.3	14.3	5.2	5.75





-  Ideal machining conditions
-  Normal machining conditions
-  Unfavourable machining conditions

Drilling inserts

SP** drilling insert			HC ¹ (CVD)	HC ¹ (PVD)	HW
	P		 	   	
	M			   	
	K				
	N				
	S			   	
	H				
ISO		r	YB6338 YBD252	YBG105 YBG202 YBS203 YBG205 YB9320 YBG212	YD201
	SPGT050204-PM	0.4	●	● ●	
	SPGT060204-PM	0.4	●	● ●	
	SPGT07T308-PM	0.8	●	● ●	
	SPGT090408-PM	0.8	●	● ●	
	SPGT110408-PM	0.8	●	● ●	
	SPGT140512-PM	1.2	●	● ●	
	SPGT050204-EM	0.4		● ●	
	SPGT060204-EM	0.4		● ●	
	SPGT07T308-EM	0.8		● ●	
	SPGT090408-EM	0.8		● ●	
	SPGT110408-EM	0.8		● ●	
	SPGT140512-EM	1.2		● ●	

● Ex stock ○ On demand

HC¹ Coated carbide
HW Uncoated carbide

Tool holder			
ZTD02	ZTD03	ZTD04	ZTD05
			
C22	C24	C26	C28



WCMX	L	I.C	S	d
03 02	3.8	5.56	2.38	2.8
04 02	4.3	6.35	2.38	3.1
05 03	5.4	7.94	3.18	3.2
06 T3	6.5	9.525	3.97	3.7
08 04	8.7	12.7	4.76	4.3

- Ideal machining conditions
- Normal machining conditions
- Unfavourable machining conditions

Drilling inserts

WC** drilling insert			HC ¹ (CVD)	HC ¹ (PVD)	HW
	P				
	M				
	K				
	N				
	S				
	H				
ISO		r	YB6338 YBD252	YBG105 YBG202 YBS203 YBG205 YB9320 YBG212	YD201
	WCMX030208R-53	0.8	●	○	
	WCMX040208R-53	0.8	●	○	
	WCMX050308R-53	0.8	●	○	
	WCMX06T308R-53	0.8	●	○	○
	WCMX080412R-53	1.2	●	○	
	WCMX06T308-D	0.8	○		
	WCMX080412-D	1.2	●		
	WCMX030208R-PG	0.8		○	
	WCMX040208R-PG	0.8		○	
	WCMX050308R-PG	0.8	○	○	○
	WCMX06T308R-PG	0.8		○	
	WCMX080412R-PG	1.2		○	

● Ex stock ○ On demand

HC¹ Coated carbide
HW Uncoated carbide



Indexable drills

	Material group	Composition / structure / heat treatment		HB	Machining group	ZSD*		ZSD*			
						SPMX04		SPMX05/06			
						v _c [m/min]	f [mm]	v _c [m/min]	f [mm]		
A Turning	P Unalloyed steel	approx. 0,15 % C	annealed	125	1	200-300	0,05-0,08	200-300	0,05-0,10		
		approx. 0,45 % C	annealed	190	2	200-300	0,05-0,08	200-300	0,05-0,10		
		approx. 0,45 % C	tempered	250	3	200-300	0,05-0,08	200-300	0,05-0,10		
		approx. 0,75 % C	annealed	270	4	200-300	0,05-0,08	200-300	0,05-0,10		
		approx. 0,75 % C	tempered	300	5	200-300	0,05-0,08	200-300	0,05-0,10		
	B Milling	P Low-alloyed steel		annealed	180	6	140-220	0,05-0,08	140-220	0,05-0,10	
				tempered	275	7	140-220	0,05-0,08	140-220	0,05-0,10	
				tempered	300	8	140-220	0,05-0,08	140-220	0,05-0,10	
				tempered	350	9	140-220	0,05-0,08	140-220	0,05-0,10	
	C Drilling	M Stainless steel	ferritic/martensitic	annealed	200	12	110-230	0,05-0,08	110-230	0,05-0,10	
martensitic			tempered	240	13	110-230	0,05-0,08	110-230	0,05-0,10		
K Cast iron with spheroidal graphite		austenitic	quench hardened	180	14	110-230	0,05-0,08	110-230	0,05-0,10		
		austenitic-ferritic		230	15	110-230	0,05-0,08	110-230	0,05-0,10		
		N Aluminium wrought alloys	perlitic/ferritic		180	16	170-240	0,05-0,08	170-240	0,05-0,10	
			perlitic (martensitic)		260	17	170-240	0,05-0,08	170-240	0,05-0,10	
D Technical Information		K Cast iron with spheroidal graphite	ferritic		160	18	130-200	0,05-0,08	130-200	0,05-0,10	
			perlitic		250	19	130-200	0,05-0,08	130-200	0,05-0,10	
		N Cast aluminium alloys	ferritic		130	20	120-220	0,05-0,08	120-220	0,05-0,10	
			perlitic		230	21	120-220	0,05-0,08	120-220	0,05-0,10	
E Index	N Aluminium wrought alloys	cannot be hardened		60	22						
		hardenable	hardened	100	23						
	N Cast aluminium alloys	≤ 12 % Si, cannot be hardened		75	24						
		≤ 12 % Si, hardenable	hardened	90	25						
		> 12 % Si, cannot be hardened		130	26						
	S Heat-resistant alloys	Copper and copper alloys (bronze/brass)	machining steel, PB > 1%		110	27					
			CuZn, CuSnZn		90	28					
		CuSn, Pb-free copper, electrolytic copper		100	29						
	H Hardened steel	S Heat-resistant alloys	Fe-based alloys	annealed	200	30					
				hardened	280	31					
Ni or Co bass			annealed	250	32						
			hardened	350	33						
Titanium alloys		pure titanium		R _m 400	35						
	α and β alloys		hardened	R _m 1050	36						
H Hard cast iron	H Hardened steel			55 HRC	37						
				hardened and tempered	60 HRC	38					
	Hard cast iron		cast		400	39					
X Non-metallic materials	Hardened cast iron		hardened and tempered		55 HRC	40					
	X Non-metallic materials	Thermoplasts			41						
		Thermosetting plastics			42						
		Plastic, glass-fibre reinforced GFRP			43						
		Plastic, carbon fibre reinforced CFRP			44						
Graphite			45								
Wood			46								

Note: The given cutting values are guide values, which were determined under ideal conditions.
 The values have to be adapted in individual cases.
 With hole depths of 5xD adjust the cutting data accordingly to the application.
 For examples of material for cutting tool groups view page D11.

